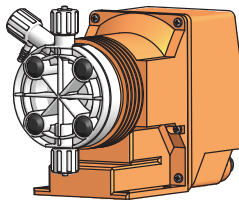



"K" series metering pumps

Data Sheet

"KA DIGITAL Self Venting"

Configuration Code



Power supply: 230 VAC (190÷265 VAC)
 Power supply: 115 VAC (90÷135 VAC)
 Power supply: 24 VAC (20÷32 VAC)
 Power supply: 12 VDC (10÷16 VDC)

MODELS			
Code K	Code KA	MOD.	DESCRIPTION
CO	AO	"CO"	Constant pump with stroke speed (frequency) adjustment and stroke length adjustment.
CL	AL	"CL"	Constant pump with level control, stroke speed (frequency) adjustment and stroke length adjustment.
IS	AS	"IS"	Constant-proportional pump driven by external digital signal, with level control: to each external pulse corresponds one pump stroke.
PV	AV	"PV"	Constant-proportional pump driven by external digital signal, with pulse divider mode (ratio 1 to 1000) and level control.
PM	AP	"PVM"	Constant-proportional pump driven by external digital signal, level control, with pulse divider mode (ratio 1 to 100) and multiplier mode (ratio 1 to 10).
IC	AC	"IC"	Constant-proportional pump driven by current signal (0/4mA=0 pulses; 20mA=max pulses) and level control.

CAPACITIES				
	K Models		Hoses	Pump head
2001	1 l/h at 20 bar	0.26 GPH at 290 PSI	4 x 6	I
1802	2 l/h at 18 bar	0.53 GPH at 261 PSI	4 x 6	L
1504	4 l/h at 15 bar	1.06 GPH at 217 PSI	4 x 6	L
1005	5 l/h at 10 bar	1.32 GPH at 102 PSI	4 x 6	L
0808	8 l/h at 8 bar	2.11 GPH at 116 PSI	4 x 6	L
0510	10 l/h at 5 bar	2.64 GPH at 58 PSI	4 x 6	L
0218	18 l/h at 2 bar	4.76 GPH at 29 PSI	6 x 8	M
	KA Models		Hoses	Pump head
200.5	0.5 l/h at 20 bar	0.13 GPH at 290 PSI	4 x 6	IA
1801	1 l/h at 18 bar	0.26 GPH at 261 PSI	4 x 6	LA
1503	3 l/h at 15 bar	0.79 GPH at 217 PSI	4 x 6	LA
103.5	3.5 l/h at 10 bar	0.92 GPH at 102 PSI	4 x 6	LA
085.5	5.5 l/h at 8 bar	1.45 GPH at 116 PSI	4 x 6	LA
057.5	7.5 l/h at 5 bar	1.98 GPH at 58 PSI	4 x 6	LA
0213	13 l/h at 2 bar	3.43 GPH at 29 PSI	6 x 8	MA

Model K - **CO** **2001** **V** **00** **00**

POWER SUPPLY	
00	230 VAC Schuko plug
05	230 VAC Australian plug
01	230 VAC without plug
03	115 VAC US plug
04	24 VAC without plug
05	12 VDC *
07	24 VDC

* On some models only.

LIQUID ENDS								
	HEAD	ORINGS	VALVES		DIAPHRAGM	HOSES		VISCOSITY Max CPS
			Body	Balls		Delivery	Suction	
V	PVDF	Viton ®	PVDF	Ceramic	PTFE	PVDF	PVC	100
D	PVDF	Ethylene Propylene	PVDF	Ceramic	PTFE	PVDF	PVC	100
W	PVDF	Nytrile	PVDF	Ceramic	PTFE	PVDF	PVC	100
T	PVDF	Viton ® + PTFE	PVDF	Ceramic	PTFE	PVDF	PVC	100
A	Acrylic	Viton ®	Polypropylene	Ceramic	PTFE	Polyethylen	PVC	100
Z	INOX	Viton ®	INOX	INOX	PTFE	N/A	N/A	100
\$	Acrylic	Viton ®	Polypropylene	SS+Hastelloy spring	PTFE	Polyethylen	PVC	8000*

Viton ® is a registered trademark DuPont Dow Elastomers.
 * Using high viscosity pump head mod. \$, pump output may result lower in some applications.



ISO 9001:2008
 ISO 14001:2004
 OHSAS 18001:2007



Via Donatori di sangue, 1 - 02100 Vazia (RI) - Italy
 Tel. +39 0746 2284 1 - Tel. +39 0746 1725114 - Fax +39 0746 2284 2 - http://www.emec.it

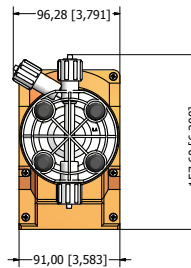
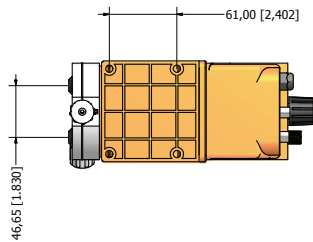
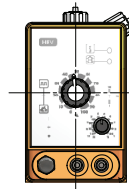
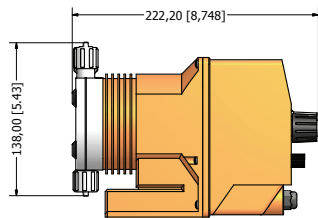
Specifications subject to change without notice.
 ENG R1-05-10

"K" series metering pumps

Data Sheet

"KA DIGITAL Self Venting"

INFORMATION FOR K MODELS								
Models	Strokes speed		Stroke length range reliability	Power consumption at max flow (230 VAC)	Power consumption at max flow (115 VAC)	Power consumption at max flow (24 VAC)	Power consumption at max flow (12 VAC)	Weight
	min	max						
2001	18	180	from 30% to 100%	19 Watt	24 Watt	12 Watt	8.8 Watt	4.1 Kg (9.02 Lbs)
1802	18	180						
1504	18	180						
1005	18	180						
0808	18	180						
0510	18	180						
0218	18	180						
INFORMATION FOR KA MODELS								
200.5	18	180	rom 30% to 100%	19 Watt	24 Watt	12 Watt	8.8 Watt	4.1 Kg (9.02 Lbs)
1801	18	180						
1503	18	180						
103.5	18	180						
085.5	18	180						
057.5	18	180						
0213	18	180						



IP65 enclosure (NEMA4x)
 "K" metering pumps are manufactured in molded glass filled and Polypropylene housing aggressive chemicals and tough environment.

ENVIRONMENT: -10°C - +45°C (14°F - 113°F)

mm [inches]

MORE INFORMATION ABOUT K MODELS								
Model	FLOW				cc per STROKE		Maximum pressure	
	min cc/h	max l/h	Min GPH	Max GPH	min	max	bar	PSI
1802	61,56	2	0,016	0,53	0,06	0,19	18	261
1504	118,8	4	0,031	1,06	0,11	0,37	15	217
1005	151,2	5	0,040	1,32	0,14	0,46	10	145
0808	237,6	8	0,063	2,11	0,22	0,74	8	116
0510	302,4	10	0,080	2,64	0,28	0,93	5	72
0218	540	18	0,143	4,76	0,50	1,67	2	29

MORE INFORMATION ABOUT KA MODELS								
Model	FLOW				cc per STROKE		Maximum pressure	
	min cc/h	max l/h	Min GPH	Max GPH	min	max	bar	PSI
1801	29,16	1	0,008	0,26	0,03	0,09	18	261
1503	86,4	3	0,023	0,79	0,08	0,28	15	217
103.5	108	3,5	0,029	0,92	0,10	0,32	10	145
085.5	162	5,5	0,043	1,45	0,15	0,51	8	116
057.5	226,8	7,5	0,060	1,98	0,21	0,69	5	72
0213	399,6	13	0,106	3,43	0,37	1,20	2	29



ISO 9001:2008
 ISO 14001:2004
 OHSAS 18001:2007



Via Donatori di sangue, 1 - 02100 Vazia (RI) - Italy
 Tel. +39 0746 2284 1 - Tel. +39 0746 1725114 - Fax +39 0746 2284 2 - <http://www.emec.it>

Specifications subject to change without notice.
 ENG R1-05-10